







1.

2.

3.

4.

2025

5.



NAIPUMAQUINARIAPARALAMINERIASpA.

NAIPUMININGMACHINERYDOOZaje ar

NAIPUMININGCOMPANYLIMITED

/Erdenet

ErdenetMiningCorporation

/WeirGroup

TheWeirGroupPLC

WEIR.L

/METSO

MetsoOutotec

NYSE:MX

/

/

/

/

CompañíaElectroMetalúrgicaS.A.(CiaElectroMetalurgicaSA  
SNSE:ELECMETA

2025 1—12

c

a

	NAIPUMININGMACHINERYCO.,LTD.		
	NAIPUMINING		
		318	
	334100		
			52 2022 1
		318	18 2023 12
		318	
	334100		
	<a href="http://www.naipu.com.cn">http://www.naipu.com.cn</a>		
	dongban@naipu.com.cn		

	318	318
	0793-8457210	0793-8457210
	0793-8461088	0793-8461088
	dongban@naipu.com.cn	dongban@naipu.com.cn

	<a href="http://www.szse.cn">http://www.szse.cn</a>
	<a href="http://www.cninfo.com.cn">http://www.cninfo.com.cn</a>

	31 5 519A

	13	1088	2023 9 9 2023 12 31 2026 1 30 2028 12 31

2021

2025

2025

2026

	1,009,159,192.58	1,121,736,853.17	-10.04%

	64,750,198.49	109,557,088.65	-40.90%	78,266,175.00
	89,835,652.60	30,278,040.95	196.70%	304,365,575.93
/	0.4657	0.7628	-38.95%	0.5518
/	0.4657	0.7628	-38.95%	0.5518
	4.41%	8.03%	-3.62%	6.20%
	3,355,112,991.09	2,572,565,001.18	30.42%	2,387,216,977.75
	1,839,024,823.88	1,579,610,885.26	16.42%	1,332,543,877.88

[Redacted]

[Redacted]

193,888,417.52      219,382,715.13      300,875,692.0


	-3,500.01	-219,681.45	63,399.82	
	13,829,223.31	6,230,344.34	13,196,704.61	
	206,446.04	1,537,590.25	4,003,759.44	
		19,918.85		
			-13,921,592.65	
	1,229,398.17	-1,596,475.01	-1,168,103.63	
		665,631.67	18,115.48	
	2,242,712.43	-189,665.77	388,633.28	
	-4,890.34	-86,117.07	-2,954.78	





đ


€



	<p>750NZJA</p>	

			
		è fl ž g a ~	





EPC

2

3

!xvltēb\} bDE€

1

“ ”

+0 x

2'



1

2

Erdenet

" GB/T 4754-2017 " C35 " "

" C3511

1

2

3

a "

n

2010

Bloomberg

18

2000

0.79%

2021 0.43%

2025

2,313

2000

1,320.90

2.27%

4

450NZJA 550NZJA 650NZJA 750NZJA

è

1

750mm

650mm

760NZJM

838-7

7.32×13m

7.9×14.3m

12.2×11m

7.9×13.6m

2

A

Erdenet

1.5-3

B

1/6

C

D

E

A

	48-53HRC	34-40HRC
	20J U                      300J	30J
	1600Mpa	1000Mpa
	8%	3%

-	7.5x3.2m	7.5
	2024 9 10	1.5-2
2025 4 29		
-	10.37x5.19m	
	2025 8 23	208
2026 3 18		73%

B

350mm

	350mm	
	8mm	20mm
	/ 3-5%	
/	2-5	1.5-4

4#

200NZJA

262

60

3

2021

“

600

4

”

2023

“

200

/

”

2023

540

4

2025

2025		10.09		7,777.39	2025
12	33.55		18.39	44.74%	
				2024	33.22%
EPC	2	2025		1,336.93	2024
			319.49		
2025					

AI”

“ AI”

“ AI”

2025

360

	1,009,159,192.58	100%	1,121,736,853.17	100%	-10.04%
	1,005,983,676.61	99.69%	920,758,039.97	82.08%	9.26%
	3,175,515.97	0.31%	200,978,813.20	17.92%	-98.42%
	695,021,843.28	68.87%	611,326,050.60	54.49%	13.69%
	102,597,024.86	10.17%	131,688,755.16	11.74%	-22.09%
	41,604,427.72	4.12%	28,007,314.16	2.50%	48.55%
	163,330,231.19	16.18%	146,125,324.85	13.03%	11.77%
	6,605,665.53	0.65%	4,385,526.85	0.39%	50.62%

			200,203,881.55	17.85%	-100.00%
	399,891,970.16	39.63%	363,339,790.15	32.39%	10.06%
	609,267,222.42	60.37%	758,397,063.02	67.61%	-19.66%
	1,009,159,192.58	100.00%	1,121,736,853.17	100.00%	-10.04%
	0.00	0.00%	0.00	0.00%	0.00%

	1,005,983,676.61	608,494,765.84	39.51%	9.26%	10.02%	-0.42%
	695,021,843.28	399,572,737.34	42.51%	13.69%	13.97%	-0.14%
	102,597,024.86	75,139,130.46	26.76%	-22.09%	-14.27%	-6.68%
	163,330,231.19	101,285,778.44	37.99%	11.77%	3.23%	5.13%
	41,604,427.72	29,816,239.34	28.33%	48.55%	100.67%	-18.62%
	399,891,970.16	280,750,016.40	29.79%	10.06%	10.25%	-0.12%
	609,267,222.42	329,699,500.02	45.89%	-19.66%	-26.42%	4.97%
	1,009,159,192.58	610,449,516.41	39.51%	-10.04%	-13.13%	2.16%







114,632,779.09

0.

750NZJM	750mm		1 250r/min 750NZJM 16500m <sup>3</sup> /h 45m 88% 2	
			Ti	
Cr40/Cr45		1-2	1 2 Cr40 Cr45 3	1 1 6~2 2 2
	1 2		1 3 2 3 5 3	1 2
750	750 10% 30%		30% 10%	750 10% 30%

	” “		” “	+ ” “
			1 2	1 1-2 GH6 2 1-2





( )

1

2

3

4

u

5)

	“ - - ”		30% 20%	1 2
	1 3D 2 3 4		1 3D 2 3 4	

	162	132	22.73%
	14.05%	13.31%	0.74%
	89	82	8.54%
	21	15	40.00%
30	89	48	85.42%
30~40	45	45	0.00%





	768,814,255.89	22.91%	521,683,433.57	20.28%	2.63%
	247,117,945.07	7.37%	202,763,582.25	7.88%	-0.51%
	16,154,147.52	0.48%	23,149,561.84	0.90%	-0.42%
	340,370,160.60	10.14%	264,588,153.88	10.28%	-0.14%
	30,338,219.97	0.90%	29,147,213.31	1.13%	-0.23%
	1,209,673,967.77	36.05%	856,194,415.02	33.28%	2.77%
	327,790,516.42	9.77%	309,982,095.69	12.05%	-2.28%
	2,891,068.96	0.09%	5,112,446.29	0.20%	-0.11%
	301,410,630.50	8.98%	79,970,341.80	3.11%	5.87%
	21,589,178.44	0.64%	14,152,650.56	0.50%	

		26862.46			100%	103.32		14.49%
		21828.22			100%	521.88		11.77%
		7618.87			70%	1058.27		4.11%
		22848.72			100%	242.08		12.32%
		29444.93			100%	96.47		15.88%
		3021.71			100%	82.65		1.63%
		5162.95			100%	304.03		2.78%

1 2025 12 31

12,121,609.88

80,817,764.86

2,000,000.00

20,000,000.00

750,000.00

5,000,000.00

163,000.00





1

2

1

2

3

3



1

2026

2026

2

2026

2026

2026

3

2026

4

5



“

2025 4 “ ”

”

<http://irm.cninfo.com.cn>

11

2025 10 24					2025	2025 10 26





Q f s o o



			2025 04 09	
			2025 04 23	

1

1958 7

2001 9

2010 12

2001 7

2024 5

2005

2011 4

2011 4

1969 6

1993 7

2001 11

2001 11

2008 7

2011 5

2024 5

2008 7

2011

4

2011 4

2022 4

2024 6

1985 9

2009 7

2011 7

2011 7

2015 5

2015 7

2016 7

2016 8

2017

3

2018 9

2020 4

2020 11

2024 5

2020 5

1975 9

1996 9

2006 6

2006 7

2013 10

2013 10

2015 12

2015 12

2014 4

2025 4

2025 4

1962 9 1989 1

1990 9 1990 10 1991 7

1991 8 1996 6 1996 7 2002 2

2002 3 2003 4 2003 5

2017 5 2023 5 2020 12

2021 7 2021 7

2024 1 2020 5 2026 4

1969 4 2014 1 2017

12 2018 1 2020 12

2020 5 2020 7

2020 12 2021 1 2022

6 2023 1

2023 4 2025 9

2021 5

1973 12 2001 12

2013 4

2013 5 2023 3

2

“ ”

“ ”

1968 2

2001 2005 3 2005 4 2009 10

2010 11 2019 7

2009 11 2019 7

2019 8 2020 5 2020 7

2021 9

1985 1 2007 6 2013 10

2013 10 2015 12

2016 1

1980 7

2001 3 2004 3

2004 3 2008 2 2008 3

2012 2 2013 3 2021 1 2021

2021 1 2024 6 2023 3 20

1978 4 (CIA)

2001 7 2015 8

2015 9 2017

8 2017 9 2018 2

2018 11 2021 12 2022 1

1982 5

2009 7 2013

4 2013 4 2025 2

2025 4

			2022 04 01		
			2021 09 08		
			2003 05 01		

			2021 07 17	2027 07 19	
			2020 12 14	2026 12 13	
			2013 05 01		
			2020 05 01		
			2021 01 01		
			2022 06 01		
			2023 04 01		
			2023 01 01		
			2025 09 08	2028 09 07	

1

2

3



68

120.02

57

120.02



		4	2025 03 20	1 2024 2024 5 6	2024 4 2025	3	2 2024 7
			2025 04 24		2025		
			2025 08 26		2025		
			2025 10 22		<2025	>	
			2025 04 01		2024		
ESG		3	2025 04 03	1. 2. > 3. > 4.	< < < > 5.	< < < >	6.

				7. <			
				> 8. < 2025-2027			
				>			
				1. Veritas Resources AG			
			2025 05	2. <			
			07	> 3. <			
				> 4. <			
				>			
				1 <			>
			2025 3	2 <			
			20	> 3			2024
		2					
			2025 04				
			03				

	815
	338
	1,153
	1,073
	28
	652
	154
	174
	32
	73
	68
	1,153
	0
	40
	353
	194
	566

“ ”

1

2

3

	85,650
	4,971,054.13

168,772,604

10

0.7


10	3
10	0.9
10	0
	168,772,604
	15,189,534.36
	0.00
	15,189,534.36
	832,677,041.25
	23.08%
20	
2026 4 13	2025
168,772,604	10 0.9 3
	15,189,534.36 2025

!“500!连

2025


2026 04 15

<http://www.cninfo.com.cn>

100.00%

100.00%


5%

5%

2%


2025 12 31	
	2026 04 15
	<a href="http://www.cninfo.com.cn">http://www.cninfo.com.cn</a>






1 12 2 25% 6  
J 3 18 12  
7 12 20  
5 4 6  
2020  
02 12

1





”2 5%

“

”

2025

2

3

4

2025 3

5

12

6

7

1

2

3

4

5

6

2022

2025

01

10

3

12

2025

3

7

12

1

2

3





”2

“

f

§ Æ J  
= , b p , G zp 2

! \$

o 9 W # B B D Æ Ú í 7 - O Ç ` 7 Î • > | È \ ê - B \* 2 ;

3 Ä  
9 - F Ô Ò Æ D C 3 d % V P z d • • R W B ' B

g . c

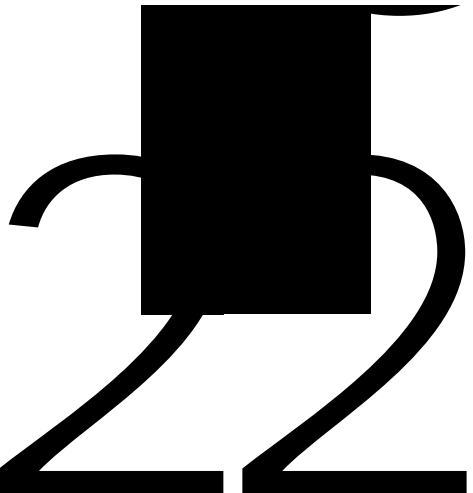
↓

ø - v u 1 § i v u q c b c e \* ε \ w u l d c b \* c e \* ε „ & i u 2

∇

ø i e ' ø ð λ ;  
1 / 1 1 8 2

% D \* c k f 1 2 9 %





6

”

“

1

2

3

4

5

； ；

			”				
			1	2	2020		
			3		02 12		
			1	2	2020		
	;	;	3		05 06		
		1	2	2021			
		3		05 06			
		1	2	2022			
		3		01 10			
		1		2023			
				03 20			



	100
	2
	1 2

	0
	0
	0
	0









		0		0						
C1		0	C2		0					
C3		0	C4		0					
A1+B1+C1		42,172.8		A2+B2+C2		681.79				
A3+B3+C3		42,172.8		A4+B4+C4		681.79				
A4+B4+C4				0.37%						
D				0						
70% E				1,426.85						
50% F				0						
D+E+F				1,426.85						



--	--	--	--	--	--	--	--	--	--	--	--	--

2020												
2020	02	12	36,995	33,855.38	152.04	33,852.85	99.99%	0	22,926.93	67.72%	0	0

2021												
2021	11	19	40,000	39,270.25	6,277.96	41,120.46	104.71%	0	14,000	35.65%	0	0

--	--	--	--	--	--	--	--	--	--	--	--	--



3050	05	:	35							

2020	2020										
	02										
	12	22,926.93	0	0	0	0.00%	2022	09	01	1	1

2020	2020										
	02										
2020	12	0	22,926.93	0	23,532.16	102.64%	2022	09			

6

2020

2020

	--	73,855.38	73,125.63	6,430	74,973.31	--	--	--	--	--	--
--	----	-----------	-----------	-------	-----------	----	----	----	----	----	----

2099

01

01

0 0 0 0 0.00%

	--	0	0	0	0	0.00%	--	--	--	--	--
	--	0	0	0	0	0.00%	--	--	--	--	--
	--	0	0	0	0	--	--	--	--	--	--
	--	73,855.38	73,125.63	6,430	74,973.31	--	--	--	--	--	--

“ ” “ ”

“

” “

”



		13,769,910.28		316,502.14
	1 “ ”			25,309.50
		8,015,771.6	2 “ ”	
	3 “ ”			2025
	12 31	3,190.80		

1 “ ” 295.26 “ ”

“ ” “ 295.26 ”

“ ”

2 “ ” 2022 9 ,

52,321.20 11,815.81 2025 93,050.75 6,535.18

1 2

1,867.98

2020				22,926.93	0	23,532.16	102.64%	2022 09 01			
2021		4000		14,000	3,668	14,836.13	105.97%	2026 12 31			
	--	--	--	36,926.93	3,668	38,368.29	--	--	--	--	--
( )	1 “ ” 2020 9 3										



A B C f



2025

a

2025

d

S

2

b

1

2025

2

~

5

2265.76

2025

6

fl

~

2

06

2

E

SD

æ \ b f l



1	59,290,192	37.50%		59,290,192 35.13%
2				
3	59,290,192	37.50%		59,290,192 35.13%
4	59,290,192	37.50%		59,290,192 35.13%
	98,824,586	62.50%		

---

1	2025	3	12	“	”			
	10,609	“	”		“	”	10,657,826	
2	2025	1	1					2024
12	31					25%		

“ 2021 2847 ” 2021 10 29  
400 100 40,000.00  
2022 5 5 2027 10 28

“ ” “ ”



		1.19%	2,000,052	604342	0	2,000,052		0
		1.11%	1,880,294	1880294	0	1,880,294		0
		1.00%	1,680,000	0	0	1,680,000		0
		0.79%	1,325,612	1325612	0	1,325,612		0
		0.78%	1,310,800	1310800	0	1,310,800		0
		0.68%	1,139,800	1,139,800	0	1,139,800		0
10								
	/							
10								
10								



5%

10

10

10

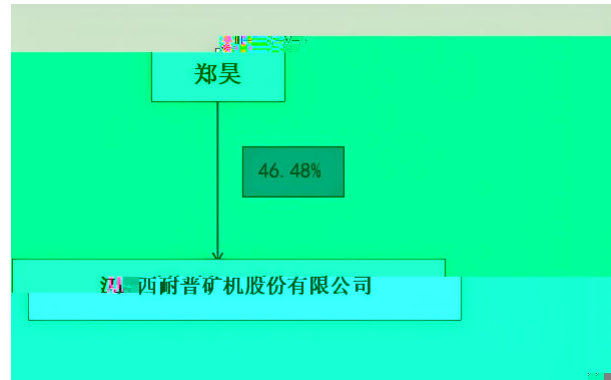
10

/

10

10


	2001 9	2010 12	2001 7
	2024 5	2005	
	2011 4		2011
	4		
10			



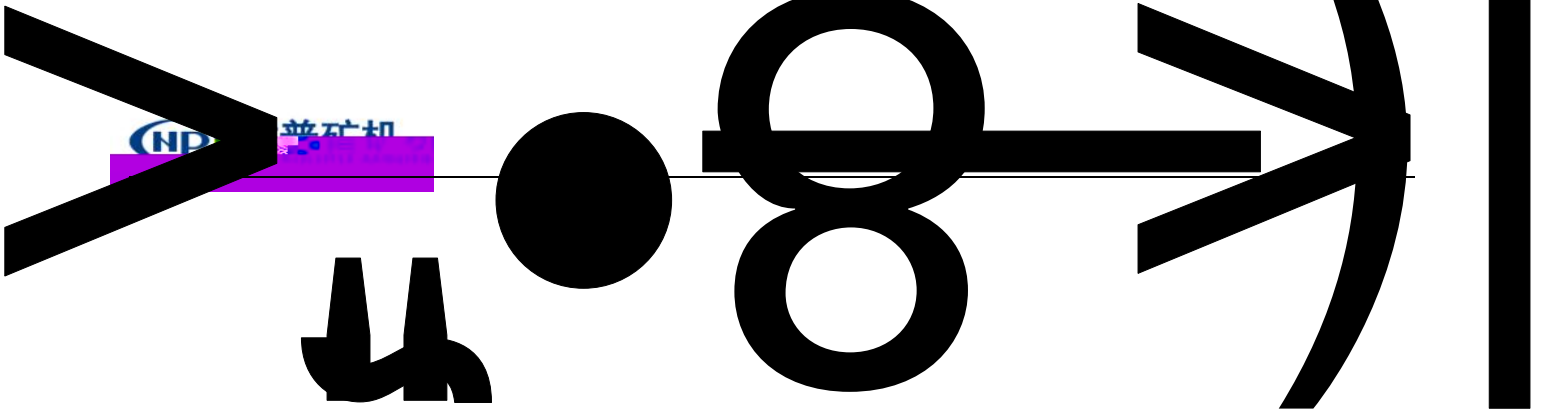


	184,807,500.00	183,746,600.00	1,060,900.00	0.00	0.00



2024 2024 2024 2024 10  
09 09 1.0 3 0  
11 17.24 05 “ ”  
17.34 / 17.24 /  
2024 9 5 <http://www.cninfo.com.cn>

	6.5776	6.0896	8.01%
	5.4255	1.0796	402.55%
EBITDA	12.9543	8.8649	46.13%
	100.00%	100.00%	0.00%
	100.00%	100.00%	0.00%



	2026 04 13

[ 2026 ] 00001261

A )&@ "• >|) Fj R&%rEÖh@

2025 12

31

2025

2025 12 31

2025

¼ Ä

ER<sup>1</sup>

1.

— 40

2025

100,915.92

2.

1

2.

1

2

3

4

5

6

7

2025 12 31

2025

1.

2.

3.


4.



2025 12 31

	768,814,255.89	521,683,433.57
	41,110,733.10	47,906,627.77
	247,117,945.07	202,763,582.25
	48,565,427.22	13,313,343.70
	22,736,317.50	20,054,810.94
	5,653,544.51	4,290,736.52
	340,370,160.60	264,588,153.88
	16,154,147.52	23,149,561.84
	92,958,408.93	57,747,975.31
	1,583,480,940.34	1,155,498,225.78
	30,338,219.97	29,147,213.31

	1,209,673,967.77	856,194,415.02
	327,790,516.42	309,982,095.69
	2,891,068.96	5,112,446.29
	149,587,854.24	136,395,437.48
	366,482.57	366,482.57
	2,346,405.12	1,087,141.51
	39,739,330.03	31,459,073.33
	8,898,205.67	47,322,470.20
	1,771,632,050.75	1,417,066,775.40
	3,355,112,991.09	2,572,565,001.18
	301,410,630.50	79,970,341.80
	80,817,764.86	107,764,073.43
	300,951,352.45	227,786,109.51
	21,589,178.44	14,152,650.56
	14,503,605.62	10,794,329.64
	10,502,417.25	16,757,331.52
	11,399,857.37	14,077,352.33
	134,624,715.76	38,433,938.27
	16,560,242.42	21,405,935.51
	892,359,764.67	531,142,062.57



537,904,936.02

216,072,706.68

164,943,619.79



	254,044,551.53	208,194,350.19
	16,154,147.52	23,149,561.84
	18,495,810.42	15,690,672.03
	1,571,632,636.49	1,159,032,133.24
	703,305,863.97	501,417,532.31
	945,089,850.56	590,536,082.33
	16,933,015.30	202,186,748.05
	2,295,026.67	3,489,361.45
	38,559,021.07	39,543,678.05
		1,087,141.51
	17,971,522.12	21,046,558.44
	7,799,257.05	45,227,865.28
	1,731,953,556.74	1,404,534,967.42
	3,303,586,193.23	2,563,567,100.66
	266,410,630.50	79,970,341.80
	105,817,764.86	107,764,073.43
	300,326,150.92	191,920,012.66
	20,082,326.35	13,727,510.34
	7,244,157.75	4,545,968.71

	3,408,270.20	12,140,569.20
	2,901,756.67	5,931,718.41
	133,997,065.19	37,430,014.28
	16,487,673.26	21,392,365.80
	856,675,795.70	474,822,574.63
	505,690,281.54	216,072,706.68
		164,943,619.79
	859,909.02	2,082,571.31
	38,017,390.29	42,573,877.13
	23,250,807.85	19,511,055.83
	567,818,388.70	445,183,830.74
	1,424,494,184.40	920,006,405.37
	168,772,604.00	158,114,778.00
		46,141,558.75
	737,058,364.53	530,520,131.20
		2,250,090.00
	2,574,033.20	1,486,715.86
	90,045,711.43	90,045,711.43
	880,641,295.67	819,501,890.05
	1,879,092,008.83	1,643,560,695.29
	3,303,586,193.23	2,563,567,100.66

	2025	2024
	1,009,159,192.58	1,121,736,853.17
	1,009,159,192.58	1,121,736,853.17

927,186,389.04

980,189,270.16





1.

2.

3.

4.

5.

6.

7.

72,953,487.90

138,763,386.57



	123,217,360.25
794,432.86	2,038,441.52
63,567.20	174,600.00
858,000.06	125,430,401.77
194,080,766.48	250,251,325.29
22,500.00	40,000,000.00
178,697,325.00	52,856,640.00
372,800,591.48	343,107,965.29
-371,942,591.42	-217,677,563.52
694,252,814.46	285,443,048.48
	360,036.00
694,252,814.46	285,803,084.48
117,585,135.61	48,250,000.00
25,427,543.76	39,003,188.63
3,101,760.18	33,903,272.04
146,114,439.55	121,156,460.67
548,138,374.91	164,646,623.81

158,114,778.00			46,141,558.75	529,872,862.95	2,250,090.00	-12,015,248.44	2,984,132.95	90,045,711.43		766,717,179.62		1,579,610,885.26	13,727,842.94	1,593,338,728.20
158,114,778.00			46,141,558.75	529,872,862.95	2,250,090.00	-12,015,248.44	2,984,132.95	90,045,711.43		766,717,179.62		1,579,610,885.26	13,727,842.94	1,593,338,728.20
10,657,826.00			-46,141,558.33	206,538,233.33	-2,250,090.00	18,631,602.16	1,517,884.25			65,959,861.63		259,413,938.62	1,290,861.75	260,704,800.37

			75		00								
“ ”						18,631,602.16				77,773,943.91	96,405,546.07	1,936,843.18	98,342,389.25
	10,657,826.00		-46,141,558.75	206,301,738.32							170,818,005.57		170,818,005.57
1													
2	10,657,826.00		-46,141,558.75	203,083,353.42							167,599,620.67		167,599,620.67
3				3,218,384.90							3,218,384.90		3,218,384.90



3

4

5

							15						
				236,495.01	- 2,250,090. 00						2,486,585.01		2,486,585.01
	168,772,6 04.00			736,411,096. 28		6,616,353.7 2	4,502,017. 20	90,045,711. 43		832,677,041. 25	1,839,024,823. 88	15,018,704. 69	1,854,043,528.57

5

5

4

8

180°

180°

0

~~180°~~ 180°



43,494,  
518.00

-  
78,307,916,



na 3v

2

10,657,826.00

-

46,141,558

1								3,683,473.25				3,683,473.25
2								- 2,596,155.91				-2,596,155.91
					236,495.01	- 2,250,090.00						2,486,585.01
	168,772,604.0 0				737,058,364.5 3			2,574,033.20	90,045,711.4 3	880,641,295.6 7		1,879,092,008.8 3

	105,013,073.0 0			99,788,781.10	312,120,682.1 5	4,500,180.00		331,953.94	90,045,711.4 3	759,046,420.2 8		1,361,846,441.9 0
	105,013,073.0 0			99,788,781.10	312,120,682.1 5	4,500,180.00		331,953.94	90,045,711.4 3	759,046,420.2 8		1,361,846,441.9 0
“ ”	53,101,705.00			- 53,647,222.35	218,399,449.0 5	- 2,250,090.00		1,154,761.92		60,455,469.77		281,714,253.39



2

3

4

5

“ ” “ ”

2011 4 25

361100210007871

“ ”

5,250.00

[2020]132

A 1,750.00

2020 2 12

913611007814526310

2020 8 7

“ ”

[2021]2847

2021 10 29

40,000

21,199,178

924,200



	500			
	500			
	500			
		2000		
			30%	500
	1		10%	500
			30%	500
	500	1	/	/
				10%
			5%	
	1%	5000		
			10%	5000
			5%	5000
			10%	
			5%	10%
			10%	
		10%		

1

2

3

4





2

1

2

A.

B.

C.

D.

3







1

2

2

3



2

1

2

3

1

3

1

2

4

1

2

3

1

2

1

2

1

1

2

2

1

2

5

月 9

2008 日 1 1

1

12

2

3

3

4

5

2

3

4


1		5.00
1-2		10.00
2-3		15.00
3-4		30.00
4-5		60.00
5		100.00

		12

1 5.00  
1-2 10.00  
2-













1

1

2

3

2

3

3

4

1

1

2

1

	5	
	50 15	
	10	

2

2

1.

2

1

2

3

4

1

2

1

	3	



# BOGOTÁ

• • Camž ú  
ú

1

, f - J ú

1

2

3

4

5

3

1

“ ”

2

3

4

1

2

1

@ # C

( )

1

1

2

2

1

2

3

3

1

2

12

F

1

2

3

4

2

1

2

3

4

5

3

1.

2.

“ ”

“ ”

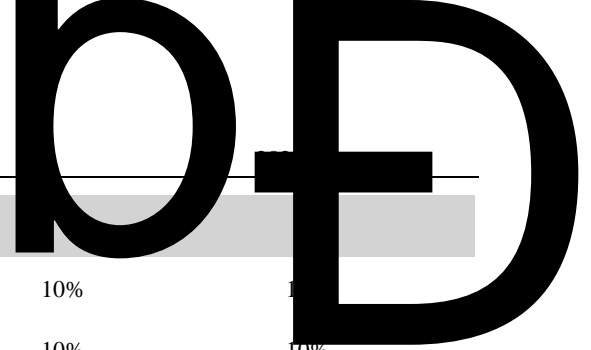

1

2

3 2025

		13%
		7%
		15%
		9%
		6%
	70%	1.2% 12%

	15%
	15%
	25%
	10% 10%



10%

10%

10%

29.5%

17%

27%

2023 6 25% 20%  
2027 12 31

5%

	229,451.66	167,419.70
	750,803,978.11	500,004,624.89
	17,780,826.12	21,511,388.98
	768,814,255.89	521,683,433.57
	146,563,612.81	207,042,867.74

	12,871,609.88	15,969,101.29
	2,000,000.00	
	2,859,820.41	5,108,595.28

2025 12 31 12,121,609.88  
80,817,764.86 2,000,000.00 20,000,000.00  
750,000.00 5,000,000.00  
163,000.00 1,630,000.00 30,602.04 4,920.00  
34,581.70 32,903.10 231,269.31

215,991.60	1,518,161.76	215,991.60	
1,518,161.76	35,437,340.00	276,642.48	UF
35,437,340.00	276,642.48	425,395,398.98	
836,832.43		425,395,398.98	836,832.43

	40,712,389.46	21,652,673.49
	398,343.64	26,253,954.28




20965.46

	40,712,389.46		
	419,309.10	20,965.46	5.00%

	1,381,787.07	20,965.46	1,381,787.07			20,965.46

		37,340,822.41



--	--	--	--	--	--	--	--	--	--	--

3150758.82

	1,150,988.00	1,150,988.00	1,150,988.00	1,150,988.00	100.00%	
	51,200.00	51,200.00	51,200.00	51,200.00	100.00%	
	204,993.15	204,993.15	204,993.15	204,993.15	100.00%	
			85,238.00	85,238.00	100.00%	
Mineray Metalurgicadel Boleo SA PIdcCV			1,658,339.67	1,658,339.67	100.00%	

14124870.06

**E**

1	251,906,320.15	12,595,316.03	5.00%
1-2	8,001,922.43	800,192.24	10.00%
2-3	556,271.05	83,440.65	15.00%
3-4	157,487.85	47,246.36	

U




EPC				10,836,142.80	541,807.14	10,294,335.66
	17,503,377.95	1,349,230.43	16,154,147.52	13,533,274.47	678,048.29	12,855,226.18

EPC	10,836,142.80	

D H H


D I I











	254,861.25					254,861.25
	557,882.09	347,738.19	-116,759.59		2,984.19	791,844.88

	946,317.00	1		14.12%	47,315.85
	791,864.00	1-3		11.82%	88,479.60
	770,000.00	1-4		11.49%	104,550.00
	400,000.00	1		5.97%	20,000.00
	254,861.25	3		3.80%	254,861.25

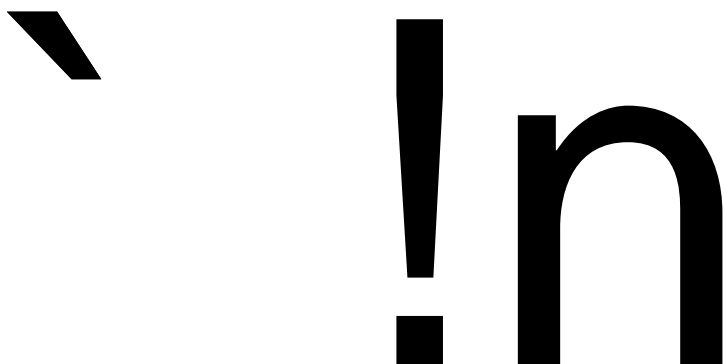
1

---

---

4,629,787.61	20.36 2025
3,076,038.78	13.53 2025
2,760,000.00	12.14 2024
1,921,500.00	8.45 2025
1,723,168.00	7.58 2025

---





28,722,466

	29,812.00	29,812.00
	11,508,290.96	1,068,405.13
	397,763.86	412,156.93
		286,959.37
	521,690.42	509,908.49
	259,515.15	
	1,311,320.77	
	78,930,015.77	55,440,733.39

)

	<p> <math>\mu</math>   <math>+</math> </p>	



1.	707,495,378.14	244,085,011.80	21,276,519.20	29,768,331.35		100,383,306.45	1,103,008,546.94
2.	313,704,096.17	105,782,348.09	2,715,897.47	6,344,310.05	95,248,963.36	-70,084,766.53	453,710,848.61
1	-13,098,284.14	11,405,289.79	1,638,624.57	1,896,186.89	21,978,587.87	285,698.86	24,106,103.84
2	331,856,331.91	95,582,419.20	992,991.15	4,413,339.85	818,129.94	2,508,045.20	436,271,257.25
3							
4					72,770,867.85	-72,770,867.85	
5	-5,153,951.59	-1,205,360.91	84,281.75	34,783.31	-318,622.30	-107,642.74	-6,666,512.48
3.		366,190.79	652,314.64	87,497.65		4,097.37	1,110,100.45
1		366,190.79	652,314.64	87,497.65		4,097.37	1,110,100.45
4.	1,021,199,474.32	349,501,169.09	23,340,102.03	36,025,143.75	95,248,963.36	30,294,442.55	1,555,609,295.10
1.	75,913,550.42	80,655,009.04	13,746,609.33	21,977,829.52		40,599,540.96	232,892,539.27

2.	44,401,188.19	28,218,764.32	27,187.21	5,179,313.03	23,705,396.43	-	100,117,739.10
1	45,112,266.47	28,718,351.92	5,053.30	81,116.50	19,176.91	5,105,310.10	10,111,951.20
2					28,781,945.92	-	
3					2	28,781,945.92	
	-794,328.28	-499,587.60	102,133.91	-2,243.47	-243,390.05	-28,801.61	-1,466,217.10
3.		346,341.35	619,698.92	57,441.09		1,062.33	1,024,543.69
1		346,341.35	619,698.92	57,441.09		1,062.33	

	3,304,262.47	355,036.89		2,949,225.58	

	229,311,051.76	
	50,249,800.02	
	788,531.94	

	327,790,516.42	309,982,095.69



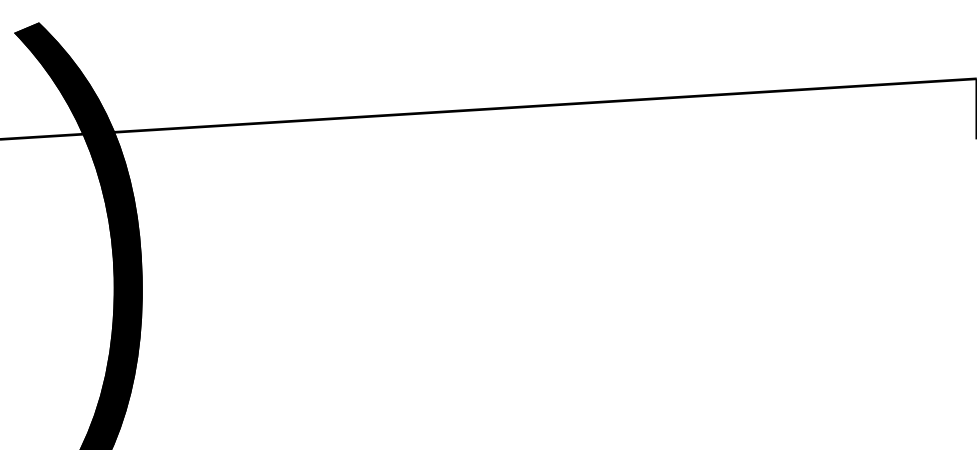
148,295,268.77	148,295,268.77	92,908,023.96	92,908,023.96
16,535,798.32	16,535,798.32	176,782,748.17	176,782,748.17
134,636,516.54	134,636,516.54	1,200,604.97	1,200,604.97
23,861,972.43	23,861,972.43		
4,063,743.38	4,063,743.38	11,452,611.79	11,452,611.79
		25,192,604.40	25,192,604.40
		211,395.48	211,395.48







i



ê


3.		353,844.89	353,844.89
1			
2		353,844.89	353,844.89
4.		6,522,748.60	6,522,748.60
1.			
2.			
1			
3.			
1			
4.			
1.		2,891,068.96	2,891,068.96
2.		5,112,446.29	5,112,446.29

1.	139,169,961.54	4,565,992.97	45,190.06	143,781,145.17
2.	14,294,039.66	140,226.18	3,584.08	14,437,849.92
1	6,702,774.25	142,802.40		6,845,576.65
2				
3				

4	7,591,265.41	-2,576.22	3,584.08		7,592,273.27
3.					
1					
4.	153,464,001.20	4,706,219.15	48,774.74		158,218,995.09
1.	3,334,528.57	4,036,115.57	15,063.55		7,385,707.69
2.	938,063.65	301,297.33	6,072.18		1,245,433.16
1	1,029,329.93	303,455.20	4,698.46		1,337,483.59
2	-91,266.28	-2,157.87	1,373.72		-92,050.43
3.					
1					
4.	4,272,592.22	4,337,412.90	21,135.73		8,631,140.85
1.					
2.					
1					
3.					
1					
4.					
1.	149,191,408.98	368,806.25	27,639.01		149,587,854.24
2.	135,835,432.97	529,877.40	30,127.11		136,395,437.48

0.00%

	366,482.57				366,482.57



	366,482.57	19,407,817.97	0.00	5	5% 1788.81

	1,087,141.51		1,087,141.51		
		2,310,314.65			2,310,314.65
		47,074.53	10,984.06		36,090.47


	34,657,891.20	5,962,202.97	30,494,821.86	5,167,132.76
	54,741,517.70	8,211,227.64	40,406,070.97	6,786,562.17
	39,386,661.74	11,048,735.17	16,411,456.31	4,845,039.75
	15,765,075.08	2,310,639.94	3,695,784.23	369,578.42



	33,453,920.51	39,945,041.76
	1,248,489.80	936,567.87



2025		5,316,836.56
2026	1,988.04	1,057,571.35



899 5 1002 -1009

2025 12

31

3

“ ”

NPKJ20240601

3.2

2025 12 31

203,243,391.78

2025 12 31

202,608,256.17

4 2025 3 13

318

43,800

16,020

2025 12 31

16,020

	254,066,800.00	75,000,000.00
	22,343,830.50	4,970,341.80
	5,000,000.00	
	20,000,000.00	

	80,817,764.86	107,764,073.43

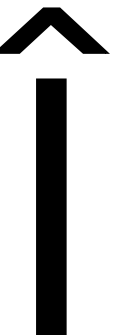

0.00

	183,035,687.91	141,809,322.47
	60,703,142.00	54,845,730.57
	27,148,456.42	10,902,033.36
	13,815,952.47	11,279,431.41
	16,248,113.65	8,949,591.70

	11,399,857.37	14,077,352.33

	6,938,317.99	7,038,128.31
		2,250,090.00
	3,823,351.66	3,917,071.68
	638,187.72	872,062.34

Khishig bat	6,000,477.99	
LY CPTYLTDACN	937,840.00	



3	1,012,389.35	1,012,389.35

	9,739,457.72	188,019,289.05	183,421,881.09	14,336,865.68
-	124,871.92	10,095,189.47	10,053,321.45	166,739.94
	930,000.00	158,916.94	1,088,916.94	

1	9,699,589.27	169,074,211.58	164,490,610.55	14,283,190.30
2		9,877,907.81	9,877,907.81	
3	27,963.17	4,659,631.82	4,646,252.62	41,342.37
	27,963.17	3,691,176.38	3,677,797.18	41,342.37
		593,305.39	593,305.39	
		375,150.05	375,150.05	
4	11,905.28	3,959,879.50	3,959,451.77	12,333.01
5		447,658.34	447,658.34	

1	67,536.87	9,262,905.45	9,249,147.96	81,294.36



	1,563,250.51	1,171,976.02
	14,996,991.91	16,782,339.49
		3,451,620.00

	200,385,281.54	115,472,706.68
	80,714,654.48	100,600,000.00
	96,605,000.00	
+	160,200,000.00	

[Redacted]

12312 7	184,807,500.0 0		2021 10 29	6	400,0 00,00 0.00	164,943,6 19.79		564,10 1.44	1,716,5 67.67	- 1,067,48 8.18	- 166,156,8 00.72		

2,280,669.11 2025 3

“ ” 2025 3 3

10,609 100.621 / ( 1.80% )

1,067,488.18 1,060,900.00 2025 3 3 “

” 21,199,178 20,274,978 924,200

“ ” 20,274,978 2025 3 12 “ ”( 123127)

1 6 2021 10 29 2027 10

28

2 0.4% 0.6% 1.1% 1.8% 2.3% 2.8%

3 37 /

30 15

85%

4 2021 11 4

2022 5 4 2027 10 28

5

1

5

110%

2


	42,573,877.13	6,000,000.00	4,765,294.76	43,808,582.37	

	158,114,778.00				10,657,826.00	10,657,826.00	168,772,604.00

10,657,826

10,657,826.00

2021 9 1

2021 2847

40,000

A

275,209,057.34

99,869,450.65



3,194,885.49				
2				-
259,994.42				
3	—			
1			—	12,873,334.60
	—	12,873,334.60		
2				
		—	1,089,034.06	-
1,089,034.06		—	1,089,034.06	

	2,250,090.00		2,250,090.00	

2022 8 24

2022 9 9

2022

2022

( )

2022

2025

12 31



	766,717,179.62	728,554,896.28
	766,717,179.62	728,554,896.28
	77,773,943.91	116,470,200.14
	11,814,082.28	78,307,916.80
	832,677,041.25	766,717,179.62

1				0.00
2		0.00		
3		0.00		
4			0.00	
5	0.00			

	1,005,983,676.61	608,494,765.84	1,120,961,921.52	702,435,788.99
	3,175,515.97	1,954,750.57	774,931.65	310,957.19

	1,009,159,192.58	610,449,516.41					
						1,009,159,192.58	610,449,516.41





8,328,531.32	9,855,803.57
1,291,480.97	1,423,986.57
1,023,462.52	253,821.31
462,081.52	281,980.42
35,661,069.13	33,745,070.61
1,104,427.74	1,067,146.35
10,984.06	
454,985.71	266,121.06
3,953,335.75	3,024,590.72
135,284.29	220,095.25
5,970,404.92	5,651,302.82
8,137,758.14	9,853,691.30

	1,760,598.59	503,061.41
	1,469,698.47	1,779,833.16
	18,307,259.16	17,220,941.50
	4,625,560.65	3,967,899.17
	1,692,460.78	1,513,546.45

	26,736,929.22	19,918,313.83
	5,827,467.68	3,541,633.82
	10,960,552.51	10,506,778.52
	2,717,527.37	3,366,512.94
	233,055.85	450,126.64
	285,786.09	585,193.64
	808,009.53	619,156.95

	15,646,587.56	22,494,673.35
	14,199,228.49	12,041,188.96
	13,378,349.26	-12,065,535.30
	914,858.93	649,796.59

	13,829,223.31	6,230,344.34
		665,631.67
	145,551.95	72,819.78

	35,933.18	

	931,012.24	769,476.02
		88,576.94
	170,512.86	1,537,590.25
	-509,006.67	-449,372.22

	1,360,821.61	-1,054,006.92
	-4,051,133.61	-2,343,657.48
	-230,978.60	130,203.77





	10,705,574.76

15,027,597.00                      30,703,447.12

3,952,295.13                        12,238,606.10

14,153,533.27                        12,041,188.96

21,095,845.01                        13,023,628.25

\$55,    01

		935,540.00
		360,036.00

	1,767,415.91	2,404,617.02
		30,098,176.38
	1,067,488.18	2,281,327.40
	1,300,000.00	
	2,212,660.77	





	94,200,078.54	7.0288	662,113,640.50
	39,767.77	8.2355	327,508.38
	200,274.44	0.3899	78,082.75
	1,122,171.99	4.6892	5,262,088.91
	86,274.00	5.4586	470,935.27
	2,653,100,940.66	0.002	5,219,146.51
	4,407.08	2.0899	9,210.15
	74,131,427.00	0.0078	578,708.84
	358,588.06	0.3163	113,405.82
	8,929,384.76	0.0704	628,575.11
			141,238,150.70
	16,217,348.08	7.0288	113,988,513.62
	29,066.00	4.6892	136,296.29
	7,971,642,954.53	0.002	15,681,714.90
	392,987,470.00	0.0078	3,067,866.53
	118,813,526.14	0.0704	8,363,759.36
			1,456,416.19
	35,048.98	7.0288	246,352.27
	477,402.50	0.3899	186,129.09
	26,945,754.69	0.002	53,007.35
	348,658.55	2.0899	728,644.85
	14,958,527.00	0.0078	116,774.12

	362,938.00	0.3163	114,781.50
	152,385.22	0.0704	10,727.01
			17,568,067.51
	2,022,272.45	7.0288	14,214,148.61
	29,680,017.99	0.002	58,386.15
	374,943,798.00	0.0078	2,927,008.16
	642,709.57	0.3163	203,261.02
	2,347,693.87	0.0704	165,263.57
			7,615,053.85
	881,243.02	7.0288	6,194,080.98
	64,909.00	0.3899	25,306.44
	200,000.00	4.6892	937,839.98
	1,160.00	5.4586	6,331.97
	119,885.77	2.0899	250,543.54
	23,480,527.00	0.0078	183,301.32
	4,458.06	0.3163	1,409.91
	230,697.35	0.0704	16,239.71
			2,432,173.44
	43,944.69	7.0288	308,878.44
	1,489,295.82	0.3899	580,676.44
	7,542.00	4.6892	35,365.95
	8,365.00	0.002	16.73
	409,453.77	2.0899	855,717.43
	35,073,452.56	0.0078	273,572.93
	882,823.05	0.3163	279,236.93
	1,402,110.65	0.0704	98,708.59
			4,759,292.31
	307,090.58	7.0288	2,158,478.27
	10,082.46	0.3899	3,931.15

	9,973.00	4.6892	46,765.39
	886,598,375.00	0.002	1,773,196.75
	61,642.57	2.0899	128,826.81
	13,518,326.92	0.0078	105,442.95
	56,556.18	0.3163	17,888.72
	7,454,009.52	0.0704	524,762.27
			190,528.06
	34,904.20	5.4586	190,528.06

	26,736,929.22	19,918,313.83
	5,827,467.68	3,541,633.82
	10,960,552.51	10,506,778.52
	2,717,527.37	3,366,512.94
	233,055.85	450,126.64
	285,786.09	585,193.64
	808,009.53	619,156.95
	47,569,328.25	38,987,716.34
	47,569,328.25	38,987,716.34



	323,525.00				100.00%	
	3,000,000.00				55.00%	
	500,000.00				100.00%	
	1,000,000.00				100.00%	
	3,753,831.00					100.00%
	401,342.09				100.00%	
	30,000,000.00				100.00%	
	50,000,000.00				100.00%	

	30,338,219.97	29,147,213.31
--	931,012.24	916,457.07
--	259,994.42	28,431.68

--	1,191,006.66	944,888.75

	42,573,877.13	6,000,000.00		4,765,294.76		43,808,582.37	

	9,063,928.55	3,933,447.12





1



2      2025    12    31

	662,113,640.50	5,219,146.51	470,935.27	578,708.84	6,418,871.12	674,801,302.24
	113,988,513.62	15,681,714.90		3,067,866.53	8,500,055.65	141,238,150.70
	246,352.27	53,007.35	-	116,774.12	1,040,282.45	1,456,416.19
	776,348,506.39	20,953,868.76	470,935.27	3,763,349.49	15,959,209.22	817,495,869.13
						-
	14,214,148.61	58,386.15		2,927,008.16	368,524.59	17,568,067.51
	6,194,080.98	-	6,331.97	183,301.32	1,231,339.58	7,615,053.85
	308,878.44	16.73		273,572.93	1,849,705.34	2,432,173.44
	2,158,478.27	1,773,196.75		105,442.95	722,174.34	4,759,292.31
			190,528.06			190,528.06
	22,875,586.30	1,831,599.63	196,860.03	3,489,325.36	4,171,743.85	32,565,115.17

3

2025    12    31





	--		--	--	--
		48,565,427.22			48,565,427.22
1.		48,565,427.22			48,565,427.22
		48,565,427.22			48,565,427.22
	--		--	--	--

2025年7月1日  
2025年7月1日

"

2

2

5





	8,800,866.99	6,644,677.93

				1,503,373.52	75,168.68

		10,572,291.87	8,077,737.53


		12
		24
		36
		40%
		30%
		30%

1

2022-2024

	2022		4.50
	2022	2023	9.75
	2022	2024	15.75

1

	2022			2022				
2024	1		2022					
	2022			108,018				
					2022			
	2023	3	20	2022			2022	
					10	5		3.33
/								



3,194,8-

1.

2025	12	31	2,000,000.00		20,000,000.00
				750,000.00	5,000,000.00
163,000.00			1,630,000.00	30,602.04	4,920.00
34,581.70			32,903.10	231,269.31	
215,991.60		1,518,161.76	215,991.60		1,518,161.76
35,437,340.00			276,642.48	UF	

			2025	3021		2026	1	27
	4.5				0.20%	0.40%		0.80%
1.50%		2.00%		2.50%				

1

2

3

1 10%

2 10%

1	1	346,100,680.00	286,249,205.10
1	2	48,162,651.08	43,461,524.95
2	3	6,042,823.79	20,867,056.46
3		3,775,680.10	12,631,573.96
3	4	1,853,379.17	8,893,824.36
4	5	24,568.00	
5		1,897,732.93	3,737,749.60

	1,492,419. 15	0.37%	1,492,419. 15	100.00 %		1,407,181.1 5	0.39%	1,407,181. 15	100.00 %	

	402,589,415.82	99.63%	21,090,507.81	5.24%	381,498,908.01	361,802,179.32	99.61%	18,991,518.32	5.25%	342,810,661.00
	148,312,056.41	36.70%	8,376,639.84	5.65%	139,935,416.57	138,402,853.33	38.11%	7,821,552.02	5.65%	130,581,301.31
	254,277,359.41	62.93%	12,713,867.97	5.00%	241,563,491.44	223,399,325.99	61.51%	11,169,966.30	5.00%	212,229,359.69

1,492,419.15



1-2	8,001,922.43	800,192.24	10.00%
2-3	420,323.42	63,048.51	15.00%
3-4	157,487.85	47,246.36	30.00%
4-5	24,568.00	14,740.80	60.00%
5	490,551.78	490,551.78	100.00%

12,713,867.97





	4,534,083.96	3,348,630.14
	366,569.98	670,591.51
	183,892,291.77	184,166,949.26
	800.00	4,715.81

1	1	28,446,822.08	82,818,598.87
1	2	71,321,003.21	18,496,872.31
2	3	9,892,202.49	16,138,328.13
3		79,133,717.93	70,737,087.41
3	4	9,150,635.16	11,704,712.41
4	5	11,488,238.25	6,953,750.87
5		58,494,844.52	52,078,624.13

	188,793,745.71	100.00%	9,832,666.09	5.21%	178,961,079.62	188,190,886.72	100.00%	9,690,833.94	5.15%	178,500,052.78
	4,901,453.94	2.60%	638,051.50	13.02%	4,623,402.44	4,023,937.46	2.14%	482,486.48	11.99%	3,541,450.98

	183,892,291.77	97.40%	9,194,614.59	5.00%	174,697,677.18	184,166,949.26	97.86%	9,208,347.46	5.00%	174,958,601.80

638,051.50

1	3,052,045.04	152,602.25	5.00%
1-2	118,998.70	11,899.87	10.00%
2-3	1,147,555.20	172,133.28	15.00%
3-4	285,735.00	85,720.50	30.00%
4-5	203,561.00	122,136.60	60.00%
5	93,559.00	93,559.00	100.00%

9,194,614.59

	183,892,291.77	9,194,614.59	5.00%

	12	(	(	
		)	)	
2025 1 1				9,690,833.94
		9,690,833.94		
2025 1 1				
		1,407,656.08		1,407,656.08
		-1,265,823.93		-1,265,823.93
2025 12 31				9,832,666.09
		9,832,666.09		



77,515,481.82	1-5	41.06%	3,875,774.09
25,501,821.87	1-5	13.51%	1,275,091.09
16,443,946.54	1-5	8.71%	822,197.33
12,729,-5			

	672,967,644.00		672,967,644.00	472,270,319.00		472,270,319.00
	30,338,219.97		30,338,219.97	29,147,213.31		29,147,213.31

	339,586.47		22,000,000.00				22,339,586.47	
	5,043,234.00						5,043,234.00	
	615,720.00						615,720.00	
	46,610,524.80		164,697,325.00				211,307,849.80	
	14,143,520.00						14,143,520.00	
	117,170,300.00						117,170,300.00	
	206,967,658.00						206,967,658.00	
	604,359.00						604,359.00	
	1,000,000.00						1,000,000.00	

	36,000,000.00		14,000,000.00				50,000,000.00	
	1,000,000.00						1,000,000.00	
	452.28						452.28	
	7,176,900.00						7,176,900.00	
	323,525.00						323,525.00	
	1,000,000.00						1,000,000.00	
	500,000.00						500,000.00	
	3,774,539.45						3,774,539.45	
NAIPUMININGCOMPANYLIMITED								
	30,000,000.00						30,000,000.00	

	29,147,213.31				931,012.24				259,994.42	30,338,219.97	
	29,147,213.31				931,012.24				259,994.42	30,338,219.97	

--	--	--	--	--	--	--	--	--	--	--	--	--	--

	885,911,696.05	612,878,024.38	1,062,395,185.24	717,837,021.45
	44,595,790.24	33,291,310.49	11,078,062.22	10,240,016.53

	930,507,486.29	646,169,334.87			930,507,486.29	646,169,334.87
	95,446,174.48	74,916,384.47			95,446,174.48	74,916,384.47
	750,993,641.92	507,167,094.34			750,993,641.92	507,167,094.34
	34,088,389.31	30,223,413.53			34,088,389.31	30,223,413.53
	45,979,280.58	33,862,442.53			45,979,280.58	33,862,442.53



	789,532.86	677,579.06
	931,012.24	769,476.02
		88,576.94
	-17,877.35	1,283,832.51
	-509,006.67	-87,137.80

	-3,500.01	
	13,829,223.31	
	206,446.04	
	1,229,398.17	
	2,242,712.43	
	-4,890.34	

		/	/
	4.41%	0.4657	0.4657
	3.67%	0.3877	0.3877